

CLASS V HOLIDAY HOMEWORK

ENGLISH

1. Write the four types of sentences on an A 4 sized sheet, decorate it and write 3 examples of each type.
2. Read any story book. Now make comic strip with your imagination. Draw the characters and write the dialogues.
3. Write about any two people you are most grateful for in your life.
4. Make a flow chart on kinds of nouns with examples.
5. Draw a rainy scene. Write a paragraph on how rain makes you happy.

HINDI

Hindi Holiday HW class-V

1) प्रतिदिन हिंदी का समाचार पत्र पढ़ो और प्रतिदिन हिंदी के दो समाचार कापी में लिखो।

2) Covid 19 से संबंधित एक हिंदी कविता कापी में लिखो।

3) एक वृक्ष का चित्र बनाओ और उसमें अपने परिवार के सभी सदस्यों के नाम लिखो जैसे दादा, नाना, मामा, चाचा आदि।

यह सारा कार्य सुंदर लिखावट में एक पतली कापी में करो।

17:41 ✓✓

MATHS

MODEL - TO MAKE PLACE VALUE SLIDERS

VIDEO LINK- <https://youtu.be/3UvOmZ0cK-o>

HOLIDAY HOMEWORK

CLASS: V

SUBJECT: MATHS


1 WORKING MODEL: PLACE VALUE SLIDER

Follow the steps to make a place value slider:

Step 1 - Cut 6 paper strips (coloured) each of 20cm x 2cm. Now divide each strip in ten equal parts and write numbers from 0 to 9 on each small box.


0
1
2
3
4
5
6
7
8
9

Step 2 - Cut 6 rectangular strips of same colour of 5cm x 4cm each.

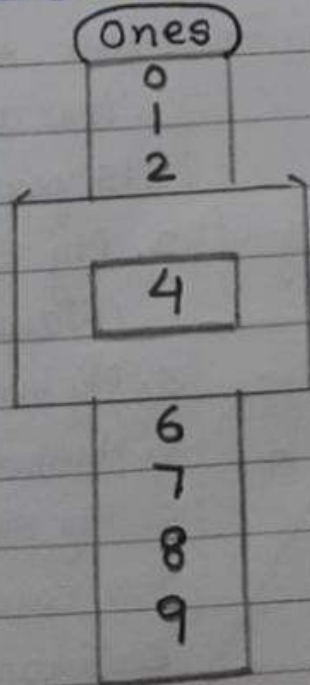


Make two cuts in the center with a difference of 2cm.

Step 3 - Paste these rectangular strips on a hard sheet by folding the opposite sides



Step 4 - Insert the longer strips into the cut which are there on the rectangular strips so that the strips can be easily moved and numbers should be visible. Write



down the places on the top of the longer strips as
L TH TH H T O

Your working model is ready.

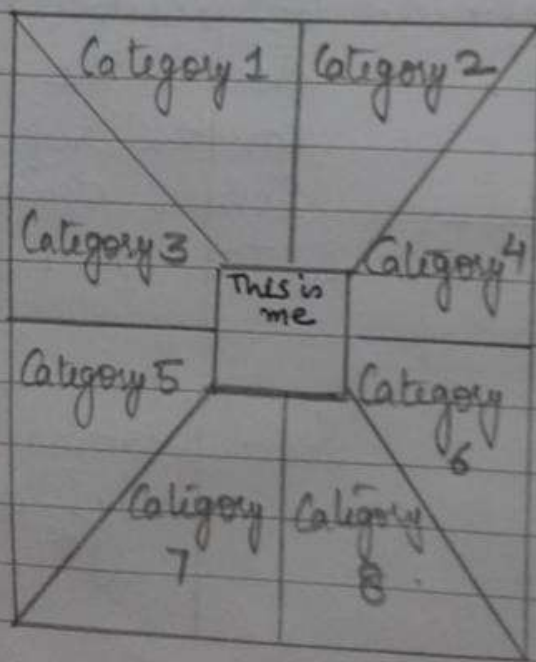
2. ACTIVITY - FIGURE ME OUT

VIDEO LINK- https://youtu.be/gtX2pR21_Nk

PHOTO LINK- <https://pin.it/7kpiNBg>

2. ACTIVITY - FIGURE ME OUT

Take a A3 size sheet or a chart paper. Draw the borders on all the four sides of the sheet. Draw a self portrait in the middle. Make categories all around your self portrait. For each category write answers as a math problem on a piece of coloured paper and paste it directly under the category on your sheet. Complete the board by doing the same for other categories also. Your poster board is ready.



For example Category 1

1. Your age $\rightarrow 8 + 5$
(13 years)

2. My Birth month $\rightarrow 10 - 9$
(January)

3. My birth date

4. Number of family members

5. My shoe size --- etc.

You can choose your categories yourself.

EVS

- Prepare your Environment Day Magazine.
- Write at least 10 facts of Environment day in it .
- Decorate the cover page with Environment Day Picture.

COMPUTER

Design your own keyboard on activity sheet.